

AUGUST 2019

Editor : Gino Centofanti

Phone : 0477 979 787

e-mail address:

woodcraftmanningham@gmail.com

WOODCRAFT MATTERS

Opposite 8 Anderson St.,

Behind the

Manningham Templestowe Leisure Centre

www.woodcraft-manningham.org.au

IF AN AMBULANCE IS CALLED QUOTE ABOVE ADDRESS, AND MAKE SURE SOMEONE IS WAITING AT THE ENTRANCE TO GUIDE THE AMBULANCE IN AS THEY MAY MISS THE ENTRANCE. THIS IS A MATTER OF LIFE AND DEATH.

MONTHLY GENERAL MEETING

The speaker for August is Gail Cameron, the CEO of Kids Hope Australia. Kids Hope Australia is one of the groups to whom the Toy Makers supply their wares. We don't hear from the toy makers often, so this will be very interesting

START TIME IS: 7PM


DATE: TUESDAY 6th

Presidents report

Hello from Longreach Queensland. We have been busy travelling around Arnhem land, Kakadu & now the Queensland gulf country. What a great area. Australia is so big. I have been seeing a lot of wood craft for sale with lots of new ideas for new projects. And burning a lot of wood keeping warm on the cool nights. Woollybutt being the favourite as it burns for ever.



Yo Woollybut, I think he's referring to you.



.At least I don't have dags and fly's on mine.

Club Annual general Meeting will be held in August. There is room for 2 new committee members so put up your hand and join in. Even the presidents job is up for grabs, I'm not here forever but will stand again if there are no takers.

Enjoy woodworking John Paine

Library

We've received the latest issue of Wood Carving magazine.

A book has been added to the library: Carving Gargoyles, by Shawn Cipa, accession number 1205.

A reminder that, if you want to find a book on any given subject, just use the pdf catalog file that's on our website and search by keyword.

CHRISTMAS LUNCH

The Christmas Lunch is booked for Friday 6th December at 12.00 for 12.30 Start.

Venue Templestowe RSL

NEW CATERERS !!!

Estimated Cost -- approximately the same as last year

Similar format to last year with the inevitable tweaks to make it a Grander Event than Last Years Members and Partners display.

David Cretney


MORE FROM THE WEB

WEB LINK	CONTENT
http://www.hansbrunnertools.com/St Stanley%20by%20numbers/Cleaning%20Planes.htm	Cleaning vintage tools and other links with in the page
http://www.hansbrunnertools.com/St Stanley%20by%20numbers/Tips.htm	Plain manuals etc
https://woodandshop.com/identify-stanley-hand-plane-age-type-study/	How to Identify Stanley Hand Plane Age and Type (Type Study Tool)
https://www.hyperkitten.com/tools/stanley_bench_plane/start_flowchart.php	Plane dating

Missing Magazines

We are missing a few issues of the Australian Wood Review from our Library collection. If you can spare issues, 62, 68, 83 or 84, please contact Mel Forbes on 0417 104197, or just bring them along with you next time you come to the Club, and leave them in the "To Be Catalogued" box.

Some Apps from David



OCTOBER CARVE-IN

Dear Friends,

You are invited to join us for a Wood Carving Weekend to be held at our Clubrooms and the adjoining Basketball Centre on the corner of Anderson and Parker Streets Templestowe.

ON SATURDAY 5 AND SUNDAY 6 OCTOBER 2019 AT 9.00 AM

Bookings are essential for both members and visitors by AUGUST 31st, as workspaces are limited. I suggest you book and pay as soon as possible.

The Registration Fee of \$30 covers lunch, morning and afternoon teas on both days and the hire of space in the Basket Ball Centre. Payment may be made by:

Cash direct to me on a Thursday morning or at the monthly meeting

Cheques made out to Woodcraft Manningham Inc, posted in the mailbox at the Club or to me at the address below.

Direct deposit (to BSB 633 000 Acc. no 1307 74896, please mark reference as "CI" and your surname)

Attendees will work on their own Carving or Pyrography projects. Bring your tools along, and if possible also your own work station.

A Saturday night group dinner will be held at a local hotel and is at your own cost.

Please reply by August 31, indicating whether you will attend, whether you'll be bringing a partner, and whether you have any dietary restrictions. No need for any paperwork.

Regards Mel Forbes Phone 0417 104197

29 Ferdinand Ave, Balwyn North, VIC 3104

Our Woodwork Calendar

Club Night: First Tuesday of each month except January.

Committee Meeting: Third Wednesday in the month.

SEPTEMBER: WOODTURNING "TURNAROUND" PHILLIP ISLAND 13-15th

DECEMBER: CLUB CHRISTMAS LUNCH Contact David Cretney 13th December

JANUARY: AUSTRALIA DAY BIRD BOX MAKING Contact John Paine 26th 2020

MARCH: TURNFEST WOOD TURNING GOLDCOAST 27-29th 2020 <http://www.turnfest.com.au/>

Sylvanus Wilmot

Recently about a week before I was to go to Tassie, I was stopped by an Elderly neighbour in Inverloch, I knew he was/is a good carver and he partially inspirational in me having a go at carving, "I want to sell you my Chisels" he said ????

Frankly I told him I really could not justify or afford more chisels, he responded well come and have look anyway, I'm losing my sight and I want someone who will appreciate them to have them.

Off into his shed we go, well the long and the short of it was I bought the chisels, 60+ of them???

After we had loaded them and their case along with another box he said I would find interesting into my car he then said "Right now come inside I want to tell you the story about most of these tools". I had already noted that a lot of the chisels were inscribed SM or S. Wilmot.

He had acquired them from a Stan Wilmot, who had said that the family were Memorial Stone Masons and Carvers in Launceston and Tasmania around the turn of the 20th Century. His Grandfather had previously owned these chisels. His family were well known Stone Mason, Sculptors, and carvers in Tasmania.

So home I go and to ask Mr Google who was S. Wilmot. Up comes Sylvanus Wilmot.

From his obituary which described him as an ecclesiologist; one who studies the decoration of Church Buildings

Born England 1852 died Tasmania 1926,

He studied Gothic Sculpture, In England then studied in France, Italy and other European locations before arriving in Australia in time for the Great Exhibition 1891-92. He setup business in Launceston primarily as a Memorial Stone Mason but also undertook Commissions in Stone Masonry and Sculpture and Wood Carving. His first work was the AMP Building in Cameron St Launceston, at the time it was said the craftsmanship excelled anything previously seen in Tasmania.

His works that I found include,

1/ "The Launceston Boer War Memorial" 1904,

2/ "The High Altar" and the sculptures high on the exterior, also coats of Arms on "the Hales Memorial" in the Sanctuary of the Holy Trinity Anglican Church Launceston (1904),

3/ "The High Alter" at Holy Trinity Westbury. Carved in Oamaru Stone,

4/ "The Adams Memorial Pulpit" at St Mary's Hagley (1894+/-) White Oamaru Stone with Pink Columns

5/ St David's Cathedral Hobart all the Wood Carvings,

Did these Chisels do the Wood Carvings in Sylvanus Wilmot's hands, I guess we will never really know for sure --- but it is a great story.

So my recent trip to Tasmania got high jacked a little as I set out on the trail to view and photograph all the Wilmot work I could find. I managed to go to all except The St David's Hobart – Under restoration, I visited Holy Trinity (Westbury) but could not take Photos inside. Something to do next time I'm visiting my daughter.



However I also got to visit some 6 or 7 Memorial Chainsaw sculpture sites by Eddie Freeman at Legewood, 2 sites in Georgetown, Campbelltown, Springfield, Evandale, Geeveston, The Golf Museum at Bothwell, I also saw The Steppes Sculptures as they were by the Road. .

Then there was --- The Highlight --- "The Wall", at Derwent Bridge. Bought the Books as no Photos are allowed.

Tassie is not just Sawmills – I came home with no Wood!!!.

David Cretney

[See photos next page](#)



CLUB ROOM CLEANING ROSTER

Note: Each group cleans once in 18 months with the exception of those that meet weekly, they clean twice as they create more dust etc.

GROUP LEADERS PLEASE CHECK THE SIGN IN BOOK AS THE CLEANING RESPONSIBILITY FOR EACH MONTH IS NOTED IN RED.

Any enquiries to Allan Way. 9459 9049.

2019	August	3 rd Friday box makers
	September	Day turners Wednesday pm
	October	Friday AM carvers
	November	1 st Thursday turners
	December	4 th Friday scroll saw etc.

Dear woodcraft Manningham members, and Partners.

I had a call from Janette Ball our Carver from Bendigo , and she has asked if the ladies of our Club, would be interested in knitting baby Clothes (jumpers, beanies, socks and blankets) for babies of East Timor.

Apparently the Rotary Club members of Bendigo are going to East Timor to build Huts for homeless families, and they would like to take some Clothing for the local Babies.

I have patterns for anyone who would be interested in doing the knitting. The yarn must be acrylic not wool.

THIS WOULD BE A WONDERFUL OPPORTUNITY FOR OUR CLUB TO ASSIST CHILDREN IN NEED.

If any ladies can help with this project please contact Janette (0400626632 or 0354353436). Or Rachel (0411867286 Or 98273537)

Thanking you in anticipation

Rachel



First Aid Training Report

28 Members and friends completed the Level 2 Industry Training Course Lead by Miss Enthusiasm Renee Dorrel from Onsite First Aid Training.

A Blend of Theory and “Hands on” practical sessions covering, Essential First aid, Trauma, Medical Emergencies, including, Unconscious, CPR, Defibrillator, stroke, Choking, Cuts, Burns, Breaks, Stings, Bites, Asthma, Anaphylaxis Shock and the use of an Epi-pen and bandaging. If you want a full explanation you should have attended the training---- this is a report not a substitute for the training ----so there

The major take away from the session is the Basic Support Matrix a Full description of this will be posted in the Club Rooms for reference along with an Asthma First Aid Chart

D Danger to You the responder – to others – to the Patient

R Response

S Send for Help

A Airways Clear and open????

B Breathing--- Yes /No/ Abnormal

C Compressions --- Start CPR--- Send for AED 30 Compressions 2 Breaths (if willing)

D Start Defibrillation use AED (automated External Defibrillator)

And the Oldie but goodie for Soft Tissue Injury

R, I, C, E, R

R – Rest

I—Ice

C—Compression

E--- Elevation

R—Referral.

There are some essential Apps to download to your Smartphones, Look them up , they will give you a step by step process for handling an Emergency as near as your Mobile Phone.

Emergency +

Asthma First Aid to handle an Emergency attack

Asthma Australia to explain Asthma

Australian Bites and Stings

This course took participants about an hour +/- to do some on line pre work and an intensive 1.00 to 5.00 pm Workshop.

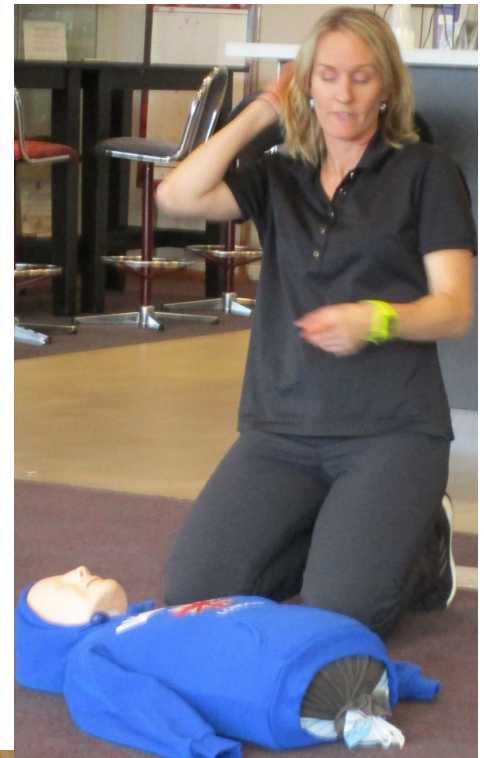
Thanks to the Templestowe RSL for the use of their premises and facilities. If you are considering joining the RSL??? Why not join Templestowe, You can join as a associate if not an Ex Service person. This will give you Full access to all Victorian RSL's as a Full Member

Renee Dorrel from Onsite Training your enthusiasm and energy, it was a sight to behold, and Susan Gates who planned it all

Rae Cretney for the Afternoon Tea

Bill Wood for managing the Finance,

And Last but not Least THANK YOU THE PARTICIPANTS —without your willingness to be involved and to assist with the demonstrations we would not have had a course



GROUP LEADERS' GUIDELINES

The Committee has been revising various Guidelines, the latest is the Leaders' Guidelines. It is being published in the Newsletter for comments from members before it becomes final. Any comments can be emailed to Bob Edwards or leave a note in the box at the club.

Trevor Jenkins for the Committee

1 A. Role of Group Leader

Ensure the smooth running of the group and encourage social interaction between group members.

Attend quarterly Combined Committee-Group Leaders' meetings and provide verbal reports of group's activities and any issues raised by group members.

Inform and encourage members to engage with wider Club activities such as Club Nights, opportunities to display projects at events and visits to significant places relating to their woodcraft interests.

Encourage group members to contribute to the Club Newsletter.

Ensure that members of the group have read and follow the Members Handbook.

Ensure that a new member has access to a mentor.

Greet and vet any visitors or potential members to the premises, assessing skill levels and outlining OH&S requirements before any use of equipment is allowed.

Ensure an acting Group Leader is nominated if the leader is to be absent for a length of time.

Group Leaders are not required to pay the annual fee.

B. Training

Support members of the group to develop their skills and ability to use equipment by the provision of relevant training.

Organise whole group and individual training activities when required.

Test members for competency for individual pieces of equipment, when achieved update list for piece of equipment and enter name in Incident book.

Ensure that members' personal details are kept confidential.

C. OHS

Be responsible for ensuring safe work practices are followed at all times, appropriate Personal Protective Equipment is used and members using equipment have been accredited to use it.

Ensure all members are familiar with the displayed Evacuation Plan and the Assembly Point.

Monitor materials used by group for appropriateness and safety

Be aware of first aid trained members of group.

Monitor the condition of all equipment used by the group, ensuring equipment is safe and in good condition.

Identify and log equipment requiring maintenance in the Red Maintenance folder, contact maintenance person (Charles) for machinery issues.

Group Leaders have a discretionary budget for equipment and consumables of \$200 per annum.

Ensure the Club premises and equipment are clean and secured at the end of the session: lights, heating/cooling off and ready for the next users.

Organise and oversee the designated cleanup session (notified in roll), ensuring this is done safely and effectively.

Ensure that the workshop key is kept secure. In the event of loss report this to the Secretary.

Continued next page.....

.....From page 7

In the event of an accident or emergency, the leader assumes control, directing appropriate first aid, attendance of appropriate emergency services and informing emergency contact person when necessary. Advise President if incident required a doctor or attendance at hospital.

Complete proforma, located in the Incident book relevant to any accident or emergency including injury and damage to equipment or premises for insurance claim purposes and forward to Secretary.

2 Becoming a Group leader

A group leader is expected to be an experienced woodcrafts person, approachable and aware of the importance of working safely.

Group Leaders are appointed by the Committee and may be removed by the Committee in extraordinary circumstances.

Individuals may apply in writing to the Committee to become a group leader, outlining experience and suitability with supporting material.

Groups may nominate a leader to the Committee in writing with the consent of the nominee.

Large groups may have assistant leaders who act under the direction of the group leader.

A Group Leader may resign by giving the Secretary notice in writing.

3 Group Leaders' Authority

The Committee delegates its authority as written in the Club Constitution to the Group Leader, as such has the support of the Committee.


Leaders can direct members to follow instructions as set out in Club documents and in the event of non-compliance impose consequences such as refusing access to Club equipment or the Club premises. In such events a report will be made to the Committee.

You may well ask why does the Club have a policy of no painted timber.

The attached photo describes the reason better than I can .

It is not only the cost of continually and prematurely replacing these consumables, it is also the inconvenience of replacing these items ...it takes time to do ...it increases wear and tear on the machine....there is also the question of what's hidden by the paint ,nails embedded?????

We are all for up cycling, please don't bring painted timber into the Club. Especially don't use any of the Sanders or planets to clean it up. Please strip the paint before bringing to the Club



COMMITTEE MEMBERS

President:	John Paine	0411 451 234
Vice President:	TBA.	
Secretary:	Bob Edwards	9853 1795
Treasurer:	Bill Wood	9844 2459
Membership Secretary:	Bill Wood	9844 2459
Safety:	David Cretney	9486 2736
Club Publicity Officer:	TBA	
<u>Committee members:</u>		
Trevor Jenkins	0407 825 474	
Allan Way	9459 9049	
David Cretney	9486 2736	

Contacts at Woodcraft Manningham including **days** and **times**.

WOOD TURNING DAY TIME



<u>1st Monday 9am</u>	Don MacDonald 9830 1174
<u>Every Wednesday 8.30 am</u>	Bert Lopes 0419 591 490
<u>Every Wednesday 1.00pm</u>	Bert Lopes 0419 591 490

CARVING DAY TIME



<u>Every Thursday 8.30am & 1pm</u>	Trevor Jenkins 0407 825 474
<u>Every Friday 8.30am</u>	Geoff Francis 0414 485 949
<u>2nd Friday 1pm</u>	TBA

CARVING EVENING



<u>Every Monday 6.30pm</u>	Ernie Gmehling.0401924205
--	---------------------------

N.B. any queries Re: Carving contact John Paine ONLY

WOOD TURNING EVENING



<u>1st Thursday 6.30pm</u>	Stuart Watson 9886 1893
<u>4th Thursday 6.30pm</u>	Allan Way 9459 9049

SCROLL SAWING, PYROGRAPHY & INTARSIA DAY TIME



<u>2nd & 4th Friday 1pm</u>	N/A
<u>Every Friday AM</u>	Geoff Francis 0414 485 949

BOX MAKING DAY



<u>1st & 3rd Friday 1pm</u>	Richard Fyffe 0431 091 108
---	----------------------------

TOY GROUP DAY TIME



<u>Every Tuesday 9am</u>	Ken Morrison 9723 5030
--	------------------------

BOX MAKING EVENING



<u>2nd & 4th Tuesday 6.30pm</u>	Ron Bentley 0466 604 120
---	--------------------------

Remember

If you miss your normal meeting you are welcome to do a "make up" by attending another group that month. Just give the group leader a call to let them know you will be coming along.

CLUB ROOM PHONE NUMBER 9846 8148