



# WOODCRAFT MATTERS

THE NEWSLETTER OF WOODCRAFT MANNINGHAM

JANUARY 2021

## ANCIENT BOWL DISCOVERED AT MURRAY RIVER



The wood is a piece of ancient river red gum from the ice age, minimum of 5000 years old, dug up from the banks of the Murray river where it was buried. Over time it became impregnated with minerals from the river bed which turned it black. It came with a certification by Dr Patrick Greene from the Melbourne Museum. A good friend supplied it and asked me to turn a bowl for his wife's birthday, and it was a privilege to work on this rare and expensive

material. It was not the best material I have turned, lots of cracks, knots and very dirty, the black dust got everywhere and was very fine. I used a pressurised helmet with air filtration when working it. The main pic is of the lump of wood after I had cut out the blank, turned the bowl, then put it back and shows how much I had lost in the process. I get to keep the offcuts, which is great.



Allan Way



## FROM THE FRIDAY MORNING GROUP

Clockwise from left: Klaus Koch with scrollsaw sculptures; Eric Mein's flower carving; Charles Castle and box; Yen with delicate scrollsawn puzzles



## Woodcraft Manningham

[www.woodcraft-manningham.org.au](http://www.woodcraft-manningham.org.au)

Opposite 8 Anderson St, Templestowe  
Behind the Manningham/Templestowe Leisure Centre  
Clubroom Phone 9846 8148

**President:** John Paine 0411 451 234

**Treasurer** Bill Wood 0403 329 577

**Secretary** Bob Edwards 0417 230 026

### Committee Members

David Cretney 0430 020 548

Trevor Jenkins 0407 825 474

Alan Way 9459 9049

Stuart Watson 0425 713 012

**Safety** David Cretney

**Membership Secretary** Bill Wood

---

**Newsletter:** Woodcraft Matters

**Editor** Mel Forbes 0417 104 197  
melvyn.forbes@gmail.com

Members' contributions to the Newsletter are always welcome. Please note that contributors are responsible for the accuracy of any information they send in for publication. The Editor takes no responsibility for correcting spelling and punctuation errors.

*Our clubhouse was once Templestowe Primary School, originally built in 1874. It is situated on the lands of the Wurundjeri people and we wish to acknowledge them as traditional owners. We pay our respects to their Elders, past, present and emerging.*

Front Page logo image: Valerie Forbes, 2016

## PRESIDENT'S REPORT

### January 2021

Welcome to the new year with lots of woodworking and good health. We finished up the year without the normal formals of a club Christmas lunch but a few groups still got together to say thankyou to group leaders.

From my point of view the club exists because all the work put in from the group leaders who when I talk to people about the club I say they are the people who run the club. Thankyou from the committee. To the many others who continue to make the difference for the club to run smoothly thankyou, including Charles Hooi who keeps the machines running smoothly; Mel Forbes for keeping the library up to date and the Newsletter; Health & safety group lead by David Cretney for continued care on how things are done. To the many members who do things around the club without being asked, thankyou.

At this time of year we would normally be getting ready for Australia day bird box making in the park but that is not happening this year. Information about what was happening was difficult to get, and when I spoke to the organising company a few months ago he said that at the same time last year there were 12 in the office - now there are just 2. Another reminder of Covid times.

Lets stay safe, keep our distance, and keep on woodworking.

John Paine



Dogwood?

## CLUB ROOM EMERGENCY RESPONSE

**IF AN AMBULANCE IS CALLED TO THE CLUB ROOMS, QUOTE THIS LOCATION:**

**OPPOSITE 8 ANDERSON ST TEMPLESTOWE, BEHIND THE MANNINGHAM/TEMPLESTOWE LEISURE CENTRE.**

**MAKE SURE SOMEONE IS WAITING AT THE STREET TO GUIDE THE AMBULANCE IN, AS THEY MAY MISS THE ENTRANCE. (These directions are also posted above the phone in the foyer of the club rooms)**



### Carvings by Phil Lind

Male bust in Tasmanian Blackwood, carved in the Austrian Carving School method.

Celtic cross with Trinity knot in NSW Rosewood.



### A FAREWELL TRIBUTE TO DOUG

I would like to take a moment to acknowledge Doug Ogden, a retired Thursday morning and afternoon Carver.

While Doug could have a cheeky opinion and word to say on most topics he was always ready to help anyone particularly with their carving.

The best thing that he taught me was to get on with it and stop fluffing around. Those words will always ring in my head.

Doug is happily enjoying retirement from the club back at home in his favourite town, Warrandyte.

Thanks for all of your help and support even the kick in the pants when I needed it, no one could get away with it like Doug.

**Mark Heland** Thursday Morning Carver




### CARVE-IN BACK ON THE CALENDAR FOR 2021

The May Carve-in was cancelled in 2020 due to Covid, but convenor Bob Edwards has started organising the 2021 Carve-in, in the hope that all the stars will align and enable the event to go forward. Look out for an announcement from Bob in due course.





## CARVINGS BY TANIA HUNGERFORD-GERTH



### Library Chair

This is a library chair I made as a commission. It is a cube chair with bookshelves on three sides and underneath the seat.

The problem I had was that I only had a picture from an American website to work with, so I found a design for a cube chair in the American Woodsmith website, and then added the bookshelves. The client wanted it to swivel, so I set it on a series of castors with a pivot in the centre. All quite tricky and quite time consuming, however it filled the time during the lockdown!

It is made from Iroko purchased from Matthews Timber, finished with Organ Oil Danish Oil and the client had an upholsterer finish it.

Apparently, it is very comfortable.

Richard Fyffe

## What's on Around the Traps

Information about upcoming events is scarce at this stage, but here's what we have

March 6-7	Lost Trades Fair	Bendigo Showgrounds
April 30 – May 2	Baccus Marsh Wood carving weekend	Bob Edwards
June	Royal Melbourne show Woodwork competition entry closing date	TBC
August 27-29	Timber, Tools & Artisan Show	Melb Showgrounds
	Woodturning "Turnaround" Phillip Island	TBC
September	Royal Melbourne show Woodwork competition	TBC
October 2-3	Wood carving weekend @ club rooms	Mel Forbes
Dec	Club Christmas lunch	David Cretney




### INTARSIA BY DEREK BORRELL

Intarsia carved from mahogany

### MEL'S COFFEE TABLE

I showed progress pictures of the frame of this little table in a previous issue of the Newsletter. The top is from the front of an old piano. The legs were made of Queensland Maple offcuts from the Maton guitar factory in Box Hill. All joinery is twin tenons 4mm wide, in matching hand-cut mortises. Finished with several coats of Wipe-on Poly.

**Mel Forbes**





## LEISURELY BIRD CARVINGS

With the beginning of 2021, my first project of the new year is to finish sanding five wood sculptures of birds that I began in 2019 and 2020. My woodworking routine is to gradually work on a number of pieces simultaneously. This rather slow approach allows the different timbers to continually adjust to the current air moisture conditions in Melbourne. Also, I prefer to slow incremental work routine to spread the carving project over a year or more. This provides me more time to develop and refine the design.

In Osage Orange timber from Kansas US, I have carved a Barred Owl 35 cm high with a base 17 cm x 22 cm and Sandpiper Pair measuring 20 cm high with a base of 20 cm x 30 cm.



A small Sandpiper in Blackwood is 15 cm high.

Several years ago I was given a block of Indian Rosewood by fellow Australian carvers that is now a sculpture of a shorebird Ruddy Turnstone feeding among rocks measuring 19 cm high with a base of 17 cm x 20 cm.



During the next couple of weeks I will be checking each carving for scratches to sand out to a final sanding with #600. The more one looks in different lighting conditions, the more scratches one finds.

In Black Walnut also from Kansas, the carving of an oceanic Petrel measures 41 cm high with base of 23 cm diameter.

For the past two decades I have been using Tung Oil for my finishes. Tung Oil in the US is usually heat treated by the manufacturer to polymerize the tung oil into longer chains resulting in a high glossy finish. Here in Australia I understand that Tung Oil is sold in raw form and not heat treated. At a recent meeting with my International Wood Collectors Society friends, tung oil finishes were discussed at length. Carl Lutz has offered to heat treat a batch of tung oil for me to use for finishing these five sculptures. When these wood carvings are finished, I will bring some of them to our Thursday morning meeting to "show and tell" more about the beauty of the different timbers.

*Hank Tyler*





## NEW CASTORS FOR SOME LUCKY WORK

### BENCHES



One recent Thursday, between the morning and afternoon carving sessions, a small but highly effective team set to work replacing the tired, broken and wonky castors on three of our work benches. The chosen castors were from Richmond Wheel and Castor Co in Clayton and hopefully, will prove to be solid, robust and effective.



#### Locking

Push on the bottom lever (ON) to lock the castor. Richmond Castors recommend locking 2 diagonal castors for best stability and each work bench has four locking opportunities.

Two more benches are to be re-castored soon, while the castors on the one remaining work bench are still in good condition so won't be replaced.



#### Unlocking


Push on the top lever (OFF) to unlock the castor to move the work bench around.



NOTE: the braking system on the new castors is a little different to the old ones and works with TWO levers – the top one for brake OFF and the bottom one for brake ON.

These are the two red levers in the unlocked position allowing the bench to be moved around.

## RECENT ACHIEVEMENTS OF THE TOYMAKING GROUP



## CHECK OUT THESE SITES

[In case you want to have a go at some fine engraving](#)

[Details of this year's Timber and Working with Woods show](#)

## STAY SAFE WHILE AT THE CLUB

Covid-19 has not been eliminated, and it could flare up at any time. When attending sessions at the Club, please take care to protect yourself and your fellow group members:

- Do not attend if you are feeling unwell. If you develop symptoms of a respiratory infection within 14 days of attending a session at the Club, notify the group leader immediately
- The group leader should unlock the toilet before the session commences, and re-lock it at the end. Members should therefore not take the key out with them when they use the toilet
- Open the doors at each end of the building to maximise the supply of fresh air
- Maintain proper social distancing at all times
- Wear your mask at all times while in the building
- Do not use Club food or kitchenware. Bring your own drinks, mug, and snacks
- Clean your hands frequently with the hand sanitizer provided, especially after touching tools and items that have been handled by others, and after returning from the toilet



**A SCROLLSAW CHALLENGE?**