



WOODCRAFT MATTERS

THE NEWSLETTER OF WOODCRAFT MANNINGHAM

APRIL 2021

PRESIDENT'S REPORT

Welcome back to members old and new as the club is now back in action, despite a few hiccups on the way. We are always looking for new members so let me know of any inquiries so that I may direct them to the appropriate group leader. The carving groups have begun looking at a formal training package that would make the training process the same across all groups.

Safety

It has been a safe month, no incidents reported. Remember safety is now the responsibility of every member, it's a good idea to give yourself a refresher before you use a piece of equipment you haven't used for a while. The sheets posted near every piece of machinery on the floor is your go to. If there is a piece of equipment you are not approved to use and you want to use it ask your group leader for assistance, they can point you to a trainer.

Group News

Thursday evening wood turning is now changing to first & third Thursday evenings.

Monthly Meetings

Further feedback on reviving the old monthly meetings is to have meetings when we have a speaker. If you know someone that would be suitable please let me know. I will not be locking in a day or a time but to be flexible. The speaker may also be a club member & it could involve hands on training

Enjoy woodworking

John Paine

HOW TO WRECK A DRUM SANDER



The Club acquired a beautiful little drum sander a year or so ago, perfect for the last stage of fine smoothing of boards. It is not intended to remove more than about 0.1mm at a time, and definitely is not supposed to be used on painted/oiled/varnished wood. However, some people continue to use this machine as if it were a floor sander. I recently opened it to inspect the belt before use and found black streaks of some unidentifiable stuff firmly burned into it. This made the machine completely useless and put it out of action for a week.

Members, please use this and other machines the way they are intended to be used. After you're finished with it, open the drum cover and clean the belt with the cleanup stick stored on the ledge above the finisher.

Treat our shared equipment with respect!

Mel Forbes

Woodcraft Manningham

www.woodcraft-manningham.org.au

Opposite 8 Anderson St, Templestowe
Behind the Manningham/Templestowe Leisure Centre
Clubroom Phone 9846 8148

President: John Paine 0411 451 234

Treasurer Bill Wood 0403 329 577

Secretary Bob Edwards 0417 230 026

Committee Members

David Cretney 0430 020 548

Trevor Jenkins 0407 825 474

Alan Way 9459 9049

Stuart Watson 0425 713 012

Membership Secretary Bill Wood

Newsletter: Woodcraft Matters

Editor Mel Forbes 0417 104 197
melvyn.forbes@gmail.com

Members' contributions to the Newsletter are always welcome. Please note that contributors are responsible for the accuracy of any information they send in for publication. The Editor takes no responsibility for correcting spelling and punctuation errors.

Our clubhouse was once Templestowe Primary School, originally built in 1874. It is situated on the lands of the Wurundjeri people and we wish to acknowledge them as traditional owners. We pay our respects to their Elders, past, present and emerging.

Front Page logo image: Valerie Forbes, 2016

David Cretney (Thursday carvers) with his draft horses
in American Lime



I recently finished a simple project for my father in law who lives in an aged care residence. Reg (see inset) is 98 and is writing down his history. He is right up to date with modern technology but has trouble finding his pencil and the stylus for his iPad! Problem solved!


Paul Barker

CLUB ROOM EMERGENCY RESPONSE

IF AN AMBULANCE IS CALLED TO THE CLUB ROOMS, QUOTE THIS LOCATION:

OPPOSITE 8 ANDERSON ST,g TEMPLESTOWE, BEHIND THE MANNINGHAM/TEMPLESTOWE LEISURE CENTRE.

MAKE SURE SOMEONE IS WAITING AT THE STREET TO GUIDE THE AMBULANCE IN, AS THEY MAY MISS THE ENTRANCE. (These directions are also posted above the phone in the foyer of the club rooms)



Botanical Pavilion, 2020, was a collaboration between Japanese Architect Kengo Kuma and Australian artist Geoff Nees. The structure is a circular pavilion made in a Japanese tradition of wooden architecture where pieces interlock, held by tension and gravity.

The interior of the installation is lined with tiles of timber collected from trees felled or removed during the Millennium Drought (1996-2010) at Melbourne's Botanic Gardens. Some of the trees used within predate European colonization, while others signal the evolution of the gardens as a site of scientific research and botanical classification. Importantly, the botanical species used for Botanical Pavilion are colour coded, rather than following the taxonomic order. By prioritising natural phenomena over scientific order, the designers call into question the reductive nature of science during the colonial era – a mindset at odds with many Indigenous cultural beliefs and knowledge systems.

Botanical Pavilion offers a site for contemplation, reminding us of our relationships to nature and one another.

Mark Heyland

AN OLD-TIMER AT WORK



This is a photo of my father, Alec Allan, at work on a carving in his workshop in Hawthorn. As a student and assistant to Ola Cohn, the sculptor, he helped her carve the Fairy Tree in Treasury Gardens and many of her larger sculptures where his strength with a mallet and chisel or cold chisel were of great assistance to her. She only mentioned him once in her book, which upset him and ended their relationship, which had lasted for many years.

My Dad's motto was "a tidy workshop is the sign of a sick mind", and he practised it. He used to do woodturning but notice he's turned the wood lathe against the wall so he can do some real wood work, i.e., carving. Ha Ha!


Peter Allan

A DRAW BOX STAND FOR A COMPUTER SCREEN




Hi fellow members, I have made this draw box out of solid 100yo NZ Rimu on the top and base, with the sides cut from old figured Huon Pine edged with WA Kari. Covid has been helping me spend more time in the shed and occasionally with help from my member friends some of the finished stuff isn't too bad. All this is a first for me - it just shows what an amateur like me has been able to learn from the wisdom of the guys in our club. I am most grateful.

Phil Newell



FREE VICE

I have a vice (don't we all!) that I would like to give away: 6" Carter wood vice. In its favour, it seems to work well. That is, turning the handle appears to move the jaws well, particularly after I sprayed the thread with some RP7, the jaws seem to approximate well, and the components seem solid (although I have never used it in woodworking myself). What goes against it are the (? chisel) marks on the upper surface of the jaws, and the wood screw where a proper pin should be (see pics). If you'd like to come to Donvale to pick it up, please contact Cass - 0419 19 76 70.



UPDATE FROM ELTHAM

March and April have been busy months in my workshop in Eltham where I completed four major pieces of sculpture: 45 cm high Abstract in Red Box, Three Resting Sandpipers in Osage Orange measuring 19 cm high with a base of 23 cm x 48 cm, an Owl measuring 23 cm high also in Osage Orange, and a bowl in Black Walnut measuring 25 cm x 38 cm. The sculptures are finished in Tung Oil and the bowl in French Walnut Oil.

The four sculptures are in A Pop Up Art Show in Eaglemont, at the Pop Up Art Hub, at 67 Silverdale Road. With autumn setting in I expect I will be spending more time at my workbench.

Hank Tyler



MAGAZINES RECEIVED RECENTLY

Australian Woodworker

April 2021

Hint: if you want to browse through any of our magazines and the issue you want is on loan, you can often get a feel for the contents by going online to the magazine's website. Some woodworking magazines also publish entire articles online., gratis.

SHARE IT AROUND

If you have some in-depth knowledge of a woodworking technique, or a story to tell that's of interest to woodworkers, why not write a little article about it for the Newsletter, to share with fellow members?

You don't have to have lots of pretty pictures, and you don't have to write like a journalist. Whatever you have to say, however you say it, will be appreciated. Just send a Word file, and separate files of any images, to :
melvyn.forbes@gmail.com

Mel Forbes

Contacts at Woodcraft Manningham including **days and times.**

WOOD TURNING DAY TIME

1st Monday 9am Don MacDonald 9830 1174
Every Wednesday 8.30 am Bert Lopes 0419 591 490
Every Wednesday 1.00pm John Tarry 9842 5324

CARVING DAY TIME

Every Thursday 8.30am & 1pm Trevor Jenkins 0407 825 474
Every Friday 8.30am Geoff Francis 0414 485 949
2nd Friday 1pm TBA

CARVING EVENING

Every Monday 6.30pm Ernie Gmehling 0401924205

WOOD TURNING EVENING

1st Thursday 6.30pm Stuart Watson 9886 1893
3rd Thursday 6.30pm Allan Way 9459 9049

Note change of day

SCROLL SAWING, PYROGRAPHY & INTARSIA DAY TIME

Every Friday 8.30am Geoff Francis 0414 485 949

BOX MAKING DAY

1st & 3rd Friday 1pm Richard Fyffe 0431 091 108

TOY GROUP DAY TIME

Every Tuesday 9am Ken Morrison 9723 5030

Remember

If you miss your normal meeting you are welcome to do a "make up" by attending another group that month. Just give the group leader a call to let them know you will be coming along.

MORE FROM THE WEB

The website of a really interesting company that uses timber in innovative ways in architectural applications. You can follow links to explore some interesting finishes they use.

<https://sculptform.com/sculptform-design-studio/>

Intriguing time-lapse video of the carving of an owl. Looks so easy!

<https://www.youtube.com/watch?app=desktop&v=nf8-ZYe6R9M>