

APRIL 2016

Editor : Gino Centofanti

Phone : 0406 667 691

e-mail address:

editor@woodcraft-manningham.org.au

WOODCRAFT MATTERS

www.woodcraft-manningham.org.au

MONTHLY GENERAL MEETING

This months guest speaker will be John Villela from Timbecon. John will be demonstrating a range of new tools which will include new planes which he has imported in from overseas.

See you all on the night.

START TIME IS: 7PM

DATE: TUESDAY 5TH of APRIL

Don't forget your name badges.

PRESIDENTS REPORT

Thanks to Vice President John Payne for standing in for me at our last Club Night.

The committee has approved the purchase of a new 10 inch wide combination planner/thicknesser, and we are investigating the possibility of updating the band saw with a near instant stop blade ,as a opposed to the minute delay on our existing machine and with a simpler procedure to change blades.

The large saw has now been updated in accordance with latest safety requirements. Training to follow.

All members will be issued with approved safety glasses over the next few weeks, which will be for your personal use when working with any electric driven machine within the club, or any other dangerous activities at the Club.

You are responsible for the glasses, and you will sign for these glasses when issued to you. Details will be explained at a later date.

Training on the Defibulator is still proceeding through the groups.

Rachelle Leaver is standing down as Secretary of the club, as from the end of this month, so I would like to take this opportunity to thank her for the job she did during this period as Secretary and for her assistance in other club functions that she was involved with. Thank you Rachelle, your input was greatly appreciated.

We had the Warrandyte Festival Weekend during the month but the weekend had its problems due to bad weather on the Saturday and a shortage of members on the Sunday afternoon, which is very disappointing, considering we promoted the event for three months prior, and explained to all, we owe it to the council to be well represented in appreciation of what council has done for our club. My special thanks to Allan Way, and his team for organising and coordinating the event.

Medical. It was very pleasing to talk to Richard Salvado last week and to hear Chemo has finished, and the lumps that developed before Xmas have all gone, he feels good but still is weak.

Continued next page.....

.....From page 1

Ron Bentley has had to have a second operation, to his first Eye, which is now coming good, but has to have the second eye done next, so he is still going to be out of action for some time.

I was fortunate to visit The Wall at Derwent Bridge in Tasmania recently, and pleased to see that 83 meters of the proposed 100 meter wall has now been completed. He has added an outdoor Coffee area which is also an amazing piece of work, with the tables all made from rusted metal. He has just released his second book on the Wall and have put it in the Library and have a couple for raffle prizes on club nights.

Four of us attended the 4th Annual Turnfest weekend at Sea World on the Gold Coast with over 300 in attendance over the three days. An amazing event, new methods and ideas coming to the forefront. I will show slides before the next Club meeting.

Next year celebrates the 15th Birthday of Turnfest, and it is going to be a very special event. Now's the time to start planning for this big event in March 2017. You will be amazed at the skills and quality of the Twelve International Presenters and their work, and what is on display. Make a holiday of it .Three days of first class magic, 5 star accommodation and food. Expecting 3-400 to attend.

Plans are well underway for our Annual Carve Inn which is a highlife of the Carvers Year starting on the 29th of April.

I remind all turners to think about your entries for the Nunawading Turning Exhibition, details in the Newsletter and on the notice Board. Let's all get behind this prestigious event, as there are many classifications to enter under, and different skill levels.

We are still looking for a new Secretary and a Public Relations Officer to promote the club. Please refer to me.

Bruce Hensell

Can any one help?

Reg Shanhan took a his blue and green camp chair to our Australia day demonstration. When he left, he understood it would be taken back to the club rooms. Can any one help?

Reg's phone number is:- 8045 3909.

AUSTRALIAN WOOD TURNING

EXIBITION

Calling all wood turners to start creating and enter the 2016 Australian Woodturning Exhibition. Conditions of entry and entry forms are now available on their website www.awtex.com.au. Closing date for entries is the 20th May 2016. Best of show wins \$1200 plus the top of the range Dremel and its accessories. Come on and make Woodcraft Manningham proud. All entries will be exhibited at the Waratah Rooms, Whitehorse Centre, 397 Whitehorse Road, Nunawading from 17-19 June 2016

If you need further information, please contact Rachelle on 0416656786

Congratulations to Rachelle and Saadie.

After spending countless hours and considerable money, Rachelle and Saadie were resigned to the fact they were not going to get permanent Australian residency and would be heading back to England.

In the week before Easter they received news. Their application had been accepted!!

Well done to you both.

Bryan Thompson

All accidents are preventable

Safety Committee News

This is a copy of the policy that is on the front of the book that you have been signing when receiving your pair of safety glasses. If you have not received your safety glasses ask your group leader. The safety glasses are free but if you lose or would like an extra pair, they are \$5.00 to purchase

Letter regarding wearing safety glasses

From Woodcraft Manningham Committee & Safety Committee.

The wearing of Safety protective eyewear is now compulsory for all club activities whenever you are using any machine or tool that has an electric motor.

This requirement is as a result of discussions with our insurance company concerning the details of the Club insurance policy. The intent is to protect you from eye damage and to protect the club from litigation.

This means that whenever you use a machine or power tool, you must wear safety glasses as a minimum requirement. For some equipment or tasks, face shields may also be necessary. If you are near an operating machine you must wear safety glasses also.

The club is providing every member with a pair of safety glasses. Alternatively you may supply your own.

Prescription eyewear with lenses that meet safety glasses standards and include side shields is also acceptable.

The club insurance will cover you in an accident that is caused by someone else in the club. However it does not cover you if you cause the accident yourself and you will have to pay your own medical costs.

First Aid book

Please remember that there is now a first aid book. Any time you use a bandaid etc. resulting from an accident/mishap, would you please fill in the book. This is a requirement of Workcare but will also help to see if there are accidents and what we can do to prevent them. The book is kept with the operations manual in the corner where the dust extractor switch is.

Safe Work Procedures

These procedure are now displayed near each machine. Please take time to read; I have learnt alot while putting these together. Our greatest goal in all of this is for all of us to go home every day accident free. These will also be used for training new members in the safe use of the machines.

Safety Committee

John Paine
Bill Paul
Austin Polley
David Cretney



Photo on right a couple of old blokes taking a selfie.

MORE ON THE WEB

Web link	Brief description
https://www.youtube.com/watch?v=f-bNvG0LqTQ	CAKE MIXER USING PEDESTAL DRILL
https://www.youtube.com/watch?v=DjCPS6FD7RM&ebc=ANyPxKqSmTVxINQmW6VbqSIELDTwERWJKPZ0Q3vVP01Savuy1RhfCacDbDoMUWBQB07athDN4WB6V_TgRWpHICfc-jgDBHVOPg	Tips and tricks paint brushes and cans.
https://www.youtube.com/watch?v=prdDkpOhyZA&feature=em-uploademail	Masters of the craft, Thomas Braverman. You'll love this presentation.
http://www.finewoodworking.com/item/122130/tomas-braverman-sparkling-spanish-revival	Fine woodworking on Thomas Braverman.
http://www.lsrish.com/tutorials/woodcarving-tutorials/	Carving web site.



Bay Steamers Maritime Museum Ltd

Steam Tug Wattle – Assistance with Brightwork.

I write to you with a request for assistance from your club and members towards the completion of a notable and worthy project – the refurbishment of S.T. Wattle. Specifically, we require assistance with the completion of brightwork (joinery and cabinetwork) to ensure that Wattle is restored in a fitting manner to her former condition.

Steam Tug Wattle – Assistance with Brightwork.

S.T. Wattle is a 1933 Australian-built steam tug, unique and special because of her age and her history. She was constructed at Cockatoo Island Dockyard as a skills- and job-preserving exercise for tradesmen and apprentices during the Great Depression. She served up until 1969 with the Royal Australian Navy and was saved from scrapping by steam enthusiasts, to operate for 10 years on Sydney Harbour. In 1979 she came to Melbourne and, after an extensive re-fit, operated as a tourist and charter vessel in the River Yarra and on Port Phillip. The current re-fit started at 19 South Wharf Docklands in 2009 and is nearing completion. The ship was relaunched on 30 September and we anticipate returning to Survey and operation on the Yarra and the Bay in mid 2016.

If your interested in helping phone **9846 1819** or **0410 471 819**,
or email <ailston@iprimus.com.au>

Yours Faithfully,
Tony Lewis,
Chairman, Bay Steamers Maritime Museum Ltd


Below photos from Warrandyte festival



Our Woodwork Calender


- Club Night** First Tuesday of each month except January.
- Committee Meeting** Third Wednesday in the month.

- APRIL:** Carve-in 29th April to 1st May at Lady Northcote
- JUNE:** Australian wood turning exhibition 17-19 June.
- JUNE:** Albury Wodonga Woodcrafters wood carving weekend 10—12 June.
- JULY:** Scroll saw/Pyrography weekend MOE 30—31st July
- AUGUST:** Scroll saw/Pyrography weekend Wodonga 5—6th August
- SEPTEMBER:** Working with wood show 9—11 September.
- SEPTEMBER:** Warratina Lavender farm, wood working expo 3—18 September.
- SEPTEMBER:** Philip Island down under turn around 9—11 September.
- SEPTEMBER:** Ballarat Woodworkers wood and craft show 24—25 September



**The Australian
Woodturning Exhibition
June 2016**

Waratah Room, Whitehorse Centre, Rear Council Chambers,
397 Whitehorse Road Nunawading MELB. VIC Melways Reference 48 G9




Best of Show
\$1200 and top of the range Dremel with accessories




New for 2016 Best Student Award
Dremel Starter Kit with accessories



Total prizes in excess of \$10,000
Closing date for entries: 20th May 2016


Public Showing

Friday 17th 10am to 6pm
Saturday 18th 10am to 5pm
Sunday 19th 10am to 4pm








Entry form and conditions of entry available on website. www.awtex.com.au

Follow us on   

Calling all turners

Call for entries for The Australian Woodturning Exhibition 2016 is now open. Full details and entry forms are now available on www.awtex.com.au. Come on get turning and make Woodcraft Manningham Proud. New for this year \$250 prize for the best woodart in both the open/intermediate section and novice section. Plus if you have a child or grandchild who is turning, Dremel are sponsoring the best student award and will give the best student a Dremel starter kit and accessories. Woodcraft Manningham are

Situations Vacant

We are currently looking for 2 positions:

- Public Relations Officer to promote the club
- Secretary.

Please contact Bruce Hensell if you are interested in either positions.

Lost trades fair kyneton

Below are photos from the Lost trades fair in Kyneton.

Top 3 photos are works made by Pattern makers. The rest are of our friend Richard Yates






OVER DUE LIBRARY BOOKS



The library is there for everyone's use, so if you have a library book which you've had for some time now would be a good time to return it so as to give a chance to other people to borrow it too.

FIRST AID IN THE WORKSHOP

By now almost every group will have seen the DVD on the use of the defibrillator. This is undoubtedly lifesaving and we hope never to have to use it. However, the DVD did not emphasise some other issues which happen in the case of a cardiac arrest. There is a poster above the defibrillator of the DRSABCD action plan. In every case these steps must be followed in sequence before using the defibrillator. These steps are:

D – DANGER. Ensure the area is safe for yourself, others and the casualty. Make sure machines are turned off, sharp tools and implements are not in the way and so on.

R – RESPONSE. Check for a response. Ask casualty for their name, squeeze the area between the shoulder and base of neck. If no response send for help and start CPR. If there is a response make casualty comfortable and check for injuries.

S – SEND. Call 000 for an ambulance or nominate one other person to make that call.

A – AIRWAY. Open mouth, check for foreign material. If no foreign material, leave casualty on their back, open the airway by tilting the head, then a chin lift. If there is foreign material in the mouth, place the casualty in the recovery position, clear the airway with your fingers, and if there is no breathing turn the casualty on their back.

B – BREATHING. check for breathing – look, listen, feel. If not breathing normally, place the casualty on their back and start CPR. If normal breathing, place in the recovery position, and continue monitoring breathing and responsiveness.

C – CPR. Start CPR. Use a ratio of 30 compressions to 2 breaths it is important to try and maintain compressions as well as possible during these cycles. Continue CPR until help arrives or casualty recovers. Aim for 100 compressions per minute. If possible, change person(s) doing CPR every two minutes..

D – DEFIBRILLATION. Apply defibrillator as soon as possible (if available). Follow voice prompts from defibrillator. Maintain CPR until defibrillator is ready. If shock is not advised, continue CPR.

Defibrillator pads should not be applied over body jewellery such as nipple rings and necklaces or similar jewellery. Pads should be at least 8 cm from any pace-maker or similar device.

COMMITTEE MEMBERS

President:	Bruce Hensell	0419 519 191
Vice President:	John Paine	0411 451 234
Secretary:	TBA.	
Treasurer:	Bill Wood	9844 2459
Membership Secretary:	Bill Wood	9844 2459
Training & Safety:	John Paine	9424 5290

Committee members:

John Tarry	9842 5324
Allan Way	9459 9049
John Paine	0411 451 234
Richard Fyffe	9859 1691
Austin Polley	9844 3086

Contacts at Woodcraft Manningham including **days and times.**

WOOD TURNING DAY TIME

<u>1st Monday 9am</u>	Allen Payne 9878 8703
<u>Every Wednesday 8.30 am</u>	Herb Hardidge 9842 2671
<u>Every Wednesday 1.00pm</u>	John Tarry 9842 5324

CARVING DAY TIME

<u>Every Thursday 8.30am & 1pm</u>	Richard Salvado 9817 5252
<u>Every Friday 8.30am</u>	Bruce Hensell 0419 519 191
<u>2nd Friday 1pm</u>	Bruce Hensell 0419 519 191

CARVING EVENING

<u>Every Monday 6.30pm</u>	Ernie Ghemling.0401924205
----------------------------	---------------------------

N.B. any queries Re: Carving contact Richard Salvado ONLY

WOOD TURNING EVENING

<u>1st Thursday 6.30pm</u>	Stuart Watson 9886 1893
<u>4th Thursday 6.30pm</u>	Allan Way 9459 9049

SCROLL SAWING, PYROGRAPHY & INTARSIA DAY TIME

<u>2nd & 4th Friday 1pm</u>	Bruce Hensell 0419 519 191
---------------------------------	----------------------------

BOX MAKING DAY

<u>1st & 3rd Friday 1pm</u>	Richard Fyffe 0431 091 108
---------------------------------	----------------------------

TOY GROUP DAY TIME

<u>Every Tuesday 9am</u>	Ken Morrison 9723 5030
--------------------------	------------------------

BOX MAKING EVENING

<u>2nd & 4th Tuesday 6.30pm</u>	Ron Bentley 9710 1686
-------------------------------------	-----------------------

Remember

If you miss your normal meeting you are welcome to do a "make up" by attending another group that month. Just give the group leader a call to let them know you will be coming along.

CLUB ROOM PHONE NUMBER 9846 8148